

Note: Some designs in this collection may have been created using unique special stitches and/or techniques. To preserve design integrity when rescaling or rotating designs in your software, always rescale or rotate designs using the handles directly on-screen.



12524-01 A Partridge in a Pear Tree Combo Appliqué
4.24 X 6.44 in.
107.70 X 163.58 mm
16,933 St. L



12524-02 A Partridge in a Pear Tree
4.24 X 6.44 in.
107.70 X 163.58 mm
16,529 St. L



12524-03 Number 1 Appliqué
1.47 X 3.05 in.
37.34 X 77.47 mm
416 St. S



12524-04 Two Turtle Doves Combo Appliqué
4.14 X 6.50 in.
105.16 X 165.10 mm
11,602 St. L



12524-05 Two Turtle Doves
4.14 X 6.50 in.
105.16 X 165.10 mm
11,026 St. L



12524-06 Number 2 Appliqué
2.20 X 3.10 in.
55.88 X 78.74 mm
620 St.



12524-07 Three French Hens Combo Appliqué
4.06 X 6.32 in.
103.12 X 160.53 mm
13,909 St. L



12524-08 Three French Hens
4.05 X 6.17 in.
102.87 X 156.72 mm
13,270 St. L



12524-09 Number 3 Appliqué
2.27 X 3.15 in.
57.66 X 80.01 mm
708 St.



12524-10 Four Calling Birds Combo Appliqué
4.18 X 6.55 in.
106.17 X 166.37 mm
11,543 St. L



12524-11 Four Calling Birds
4.18 X 6.55 in.
106.17 X 166.37 mm
10,935 St. L



12524-12 Number 4 Appliqué
2.39 X 3.04 in.
60.71 X 77.22 mm
628 St.

Design contains a loose fill.

Some solid areas shown are not stitched.

L Design is larger than 5" (127 mm) in either direction.

S Design is smaller than 1.5" (38.1 mm) in either direction.

It is a violation of Copyright law to make and distribute copies of electronic designs or artwork.

Electronic designs are licensed to the original purchaser for use at one location. ©2014 OESD, LLC. All rights reserved.

Note: Some designs in this collection may have been created using unique special stitches and/or techniques. To preserve design integrity when rescaling or rotating designs in your software, always rescale or rotate designs using the handles directly on-screen.



12524-13 Five Golden Rings
Combo Appliqué
 4.20 X 6.43 in.
 106.68 X 163.32 mm
 7,992 St. ⚡ ⚙ L



12524-14 Five Golden Rings
 4.20 X 3.76 in.
 106.68 X 95.50 mm
 7,251 St. ⚡ ⚙



12524-15 Number 5 Appliqué
 2.41 X 3.48 in.
 61.21 X 88.39 mm
 745 St.



12524-16 Six Geese-a-Laying
Combo Appliqué
 4.15 X 6.36 in.
 105.41 X 161.54 mm
 13,203 St. ⚡ ⚙ L



12524-17 Six Geese-a-Laying
 4.14 X 6.35 in.
 105.16 X 161.29 mm
 12,455 St. ⚡ ⚙ L



12524-18 Number 6 Appliqué
 2.36 X 3.17 in.
 59.94 X 80.52 mm
 728 St.



12524-19 Seven Swans-a-Swimming Combo Appliqué
 4.01 X 6.29 in.
 101.85 X 159.77 mm
 13,222 St. ⚡ ⚙ L



12524-20 Seven Swans-a-Swimming
 4.01 X 6.15 in.
 101.85 X 156.21 mm
 12,700 St. ⚡ ⚙ L



12524-21 Number 7 Appliqué
 2.36 X 3.04 in.
 59.94 X 77.22 mm
 523 St.



12524-22 Eight Maids-a-Milking Combo Appliqué
 3.96 X 6.53 in.
 100.58 X 165.86 mm
 15,392 St. ⚡ ⚙ L



12524-23 Eight Maids-a-Milking
 3.96 X 6.53 in.
 100.58 X 165.86 mm
 14,438 St. ⚡ ⚙ L



12524-24 Number 8 Appliqué
 2.45 X 3.64 in.
 62.23 X 92.46 mm
 886 St. ⚙

⚡ Design contains a loose fill.

⚙ Some solid areas shown are not stitched.

L Design is larger than 5" (127 mm) in either direction.

S Design is smaller than 1.5" (38.1 mm) in either direction.

It is a violation of Copyright law to make and distribute copies of electronic designs or artwork.

Electronic designs are licensed to the original purchaser for use at one location. ©2014 OESD, LLC. All rights reserved.

Note: Some designs in this collection may have been created using unique special stitches and/or techniques. To preserve design integrity when rescaling or rotating designs in your software, always rescale or rotate designs using the handles directly on-screen.



12524-25 Nine Ladies Dancing
Combo Appliqué
 3.99 X 6.48 in.
 101.35 X 164.59 mm
 9,103 St. ⚙️ ⚡ L



12524-26 Nine Ladies Dancing
 3.99 X 6.49 in.
 101.35 X 164.85 mm
 8,966 St. ⚙️ ⚡ L



12524-27 Number 9 Appliqué
 2.36 X 3.48 in.
 59.94 X 88.39 mm
 732 St.



12524-28 Ten Lords-a-Leaping
Combo Appliqué
 3.94 X 6.48 in.
 100.08 X 164.59 mm
 11,584 St. ⚙️ ⚡ L



12524-29 Ten Lords-a-Leaping
 3.94 X 3.57 in.
 100.08 X 90.68 mm
 10,491 St. ⚙️ ⚡



12524-30 Number 10 Appliqué
 3.84 X 3.22 in.
 97.54 X 81.79 mm
 1,091 St. ⚡



12524-31 Eleven Pipers Piping
Combo Appliqué
 4.05 X 6.53 in.
 102.87 X 165.86 mm
 11,678 St. ⚙️ ⚡ L



12524-32 Eleven Pipers Piping
 4.01 X 6.53 in.
 101.85 X 165.86 mm
 11,382 St. ⚙️ ⚡ L



12524-33 Number 11 Appliqué
 2.89 X 3.04 in.
 73.41 X 77.22 mm
 826 St.



12524-34 Twelve Drummers
Drumming Combo Appliqué
 4.11 X 6.40 in.
 104.39 X 162.56 mm
 10,824 St. ⚙️ ⚡ L



12524-35 Twelve Drummers
Drumming
 3.92 X 6.11 in.
 99.57 X 155.19 mm
 10,577 St. ⚙️ ⚡ L



12524-36 Number 12 Appliqué
 3.83 X 3.10 in.
 97.28 X 78.74 mm
 1,144 St.

⚙️ Design contains a loose fill.

⚡ Some solid areas shown are not stitched.






















































































L Design is larger than 5" (127 mm) in either direction.

S Design is smaller than 1.5" (38.1 mm) in either direction.

It is a violation of Copyright law to make and distribute copies of electronic designs or artwork.

Electronic designs are licensed to the original purchaser for use at one location. ©2014 OESD, LLC. All rights reserved.

Listings below indicate color sample, stitching order and suggested thread color number. "I" refers to Isacord thread and "T" refers to Timeless thread. Colors beginning with 20501 refer to YLI Fine Metallics, 7 refer to Yenmet Metallic, 8 refer to YLI Variations Variegated Thread and 9 refer to Isacord Multicolor Variegated.

	I	T		I	T		I	T
12524-01 A Partridge in a Pear Tree Combo			12524-10 Four Calling Birds Combo Appliqué			12524-19 Seven Swans-a-Swimming Combo		
Appliqué			 1. Leaves.....	6011	18100	Appliqué		
 1. Stem.....	0945	26154	 2. Dark Leaves & Stems.....	5633	18154	 1. Swan.....	0015	28154
 2. Fruit & Face.....	0622	22115	 3. Back, Wing & Tail.....	0945	26154	 2. Wing, Face & Outlines.....	3045	16121
 3. Body.....	3045	16121	 4. Chest & Tail Detail.....	0622	22115	 3. Wing & Face Detail.....	2905	16136
 4. Fruit, Leaves & Wing Edge.....	6011	18100	 5. Body & Note.....	2011	12130	 4. Moon, Stars & Beak.....	0622	22115
 5. Leaves & Wing.....	5633	18154	 6. Bird Detail.....	0945	26154	 5. Waves.....	5633	18154
 6. Leaf & Wing Detail.....	6011	18100	 7. Number Placement Stitch.....	2905	16136	 6. Number Placement Stitch.....	6011	18100
 7. Body & Head Detail.....	2905	16136	 8. Tackdown.....	2905	16136	 7. Tackdown.....	6011	18100
 8. Bottom Left Fruit Detail.....	0622	22115						
 9. Number Placement Stitch.....	1902	12121	12524-11 Four Calling Birds			12524-20 Seven Swans-a-Swimming		
 10. Tackdown.....	1902	12121	 1. Leaves.....	6011	18100	 1. Swan.....	0015	28154
			 2. Dark Leaves & Stems.....	5633	18154	 2. Wing, Face & Outlines.....	3045	16121
12524-02 A Partridge in a Pear Tree			 3. Back, Wing & Tail.....	0945	26154	 3. Wing & Face Detail.....	2905	16136
 1. Stem.....	0945	26154	 4. Chest & Tail Detail.....	0622	22115	 4. Moon, Stars & Beak.....	0622	22115
 2. Fruit & Face.....	0622	22115	 5. Body & Note.....	2011	12130	 5. Waves.....	5633	18154
 3. Body.....	3045	16121	 6. Bird Detail.....	0945	26154			
 4. Fruit, Leaves & Wing Edge.....	6011	18100				12524-21 Number 7 Appliqué		
 5. Leaves & Wing.....	5633	18154	12524-12 Number 4 Appliqué			 1. Number Placement Stitch.....	6011	18100
 6. Leaf & Wing Detail.....	6011	18100	 1. Number Placement Stitch.....	2905	16136	 2. Tackdown.....	6011	18100
 7. Body & Head Detail.....	2905	16136	 2. Tackdown.....	2905	16136			
 8. Bottom Left Fruit Detail.....	0622	22115				12524-22 Eight Maids-a-Milking Combo Appliqué		
			12524-13 Five Golden Rings Combo Appliqué			 1. Dress.....	6011	18100
12524-03 Number 1 Appliqué			 1. Leaves.....	6011	18100	 2. Middle of Dress.....	0015	28154
 1. Number Placement Stitch.....	1902	12121	 2. Leaf Detail.....	5633	18154	 3. Dress Detail & Outlines.....	5633	18154
 2. Tackdown.....	1902	12121	 3. Berries.....	2011	12130	 4. Hat & Swirls.....	3045	16121
			 4. Berry Outlines.....	2560	10142	 5. Skin.....	2560	10142
12524-04 Two Turtle Doves Combo Appliqué			 5. Rings.....	0622	22115	 6. Buckets & Pole.....	0945	26154
 1. Leaves.....	6011	18100	 6. Gems.....	3045	16121	 7. Hair & Rope.....	0622	22115
 2. Bodies & Beaks.....	0622	22115	 7. Number Placement Stitch.....	2011	12130	 8. Number Placement Stitch.....	3045	16121
 3. Leaves & Bird Detail.....	5633	18154	 8. Tackdown.....	2011	12130	 9. Tackdown.....	3045	16121
 4. Stems.....	0945	26154						
 5. Heart.....	2011	12130	12524-14 Five Golden Rings			12524-23 Eight Maids-a-Milking		
 6. Number Placement Stitch.....	2905	16136	 1. Leaves.....	6011	18100	 1. Dress.....	6011	18100
 7. Tackdown.....	2905	16136	 2. Leaf Detail.....	5633	18154	 2. Middle of Dress.....	0015	28154
			 3. Berries.....	2011	12130	 3. Dress Detail & Outlines.....	5633	18154
12524-05 Two Turtle Doves			 4. Berry Outlines.....	2560	10142	 4. Hat & Swirls.....	3045	16121
 1. Leaves.....	6011	18100	 5. Rings.....	0622	22115	 5. Skin.....	2560	10142
 2. Bodies & Beaks.....	0622	22115	 6. Gems.....	3045	16121	 6. Buckets & Pole.....	0945	26154
 3. Leaves & Bird Detail.....	5633	18154				 7. Hair & Rope.....	0622	22115
 4. Stems.....	0945	26154	12524-15 Number 5 Appliqué			 8. Number Placement Stitch.....	3045	16121
 5. Heart.....	2011	12130	 1. Number Placement Stitch.....	2011	12130	 9. Tackdown.....	3045	16121
			 2. Tackdown.....	2011	12130			
12524-06 Number 2 Appliqué						12524-24 Number 8 Appliqué		
 1. Number Placement Stitch.....	2905	16136	12524-16 Six Geese-a-Laying Combo Appliqué			 1. Number Placement Stitch.....	3045	16121
 2. Tackdown.....	2905	16136	 1. Neck Detail & Eggs.....	0015	28154	 2. Tackdown.....	3045	16121
			 2. Body, Egg Outlines & Hay.....	0622	22115			
12524-07 Three French Hens Combo Appliqué			 3. Head, Wing & Outlines.....	0945	26154	12524-25 Nine Ladies Dancing Combo Appliqué		
 1. Wheat, Stems, Head & Hay.....	0622	22115	 4. Leaves.....	6011	18100	 1. Shirt.....	2011	12130
 2. Wing & Tail.....	3045	16121	 5. Leaf Outlines & Stems.....	5633	18154	 2. Head.....	0945	26154
 3. Comb & Body.....	2011	12130	 6. Flowers.....	2011	12130	 3. Dress, Shoes, Swirls & Mouth.....	2560	10142
 4. Eye, Neck & Wing Detail.....	2905	16136	 7. Number Placement Stitch.....	2905	16136	 4. Skin.....	0622	22115
 5. Hen Outline.....	2011	12130	 8. Tackdown.....	2905	16136	 5. Number Placement Stitch.....	2011	12130
 6. Neck Detail.....	0622	22115				 6. Tackdown.....	2011	12130
 7. Wing Detail.....	2560	10142	12524-17 Six Geese-a-Laying			12524-26 Nine Ladies Dancing		
 8. Number Placement Stitch.....	6011	18100	 1. Neck Detail & Eggs.....	0015	28154	 1. Shirt.....	2011	12130
 9. Tackdown.....	6011	18100	 2. Body, Egg Outlines & Hay.....	0622	22115	 2. Head Detail.....	0945	26154
			 3. Head, Wing & Outlines.....	0945	26154	 3. Dress, Shoes, Swirls & Mouth.....	2560	10142
12524-08 Three French Hens			 4. Leaves.....	6011	18100	 4. Skin.....	0622	22115
 1. Wheat, Stems, Head & Hay.....	0622	22115	 5. Leaf Outlines & Stems.....	5633	18154			
 2. Wing & Tail.....	3045	16121	 6. Flowers.....	2011	12130	12524-27 Number 9 Appliqué		
 3. Comb & Body.....	2011	12130				 1. Number Placement Stitch.....	2011	12130
 4. Eye, Neck & Wing Detail.....	2905	16136	12524-18 Number 6 Appliqué			 2. Tackdown.....	2011	12130
 5. Hen Outline.....	2011	12130	 1. Number Placement Stitch.....	2905	16136			
 6. Neck Detail.....	0622	22115	 2. Tackdown.....	2905	16136			
 7. Wing Detail.....	2560	10142						
			12524-09 Number 3 Appliqué					
 1. Number Placement Stitch.....	6011	18100	 1. Number Placement Stitch.....	6011	18100			
 2. Tackdown.....	6011	18100	 2. Tackdown.....	6011	18100			



Twelve Days of Christmas

#12524 / 36 Designs

Listings below indicate color sample, stitching order and suggested thread color number. "I" refers to Isacord thread and "T" refers to Timeless thread. Colors beginning with 20501 refer to YLI Fine Metallics, 7 refer to Yenmet Metallic, 8 refer to YLI Variations Variegated Thread and 9 refer to Isacord Multicolor Variegated.

	I	T
12524-28 Ten Lords-a-Leaping Combo Appliqué		
1. Swirls & Pants.....	0622	22115
2. Sleeves.....	6011	18100
3. Hat, Pants, Shoes & Eyes.....	0945	26154
4. Vest.....	2011	12130
5. Hair & Buttons.....	0622	22115
6. Shirt & Socks.....	0015	28154
7. Feather, Shirt & Sock Outlines.....	3045	16121
8. Skin.....	2560	10142
9. Feather Detail.....	2905	16136
10. Number Placement Stitch.....	2905	16136
11. Tackdown.....	2905	16136

12524-29 Ten Lords-a-Leaping		
1. Swirls & Pants.....	0622	22115
2. Sleeves.....	6011	18100
3. Hat, Pants, Shoes & Eyes.....	0945	26154
4. Vest.....	2011	12130
5. Hair & Buttons.....	0622	22115
6. Shirt & Socks.....	0015	28154
7. Feather, Shirt & Sock Outlines.....	3045	16121
8. Skin.....	2560	10142
9. Feather Detail.....	2905	16136

12524-30 Number 10 Appliqué		
1. Number Placement Stitch.....	2905	16136
2. Tackdown.....	2905	16136

	I	T
12524-31 Eleven Pipers Piping Combo Appliqué		
1. Swirls.....	3045	16121
2. Notes.....	2905	16136
3. Legs & Shoulders.....	0622	22115
4. Cape & Hat.....	2011	12130
5. Hair, Clothes & Boots.....	0945	26154
6. Sleeves & Feather.....	6011	18100
7. Sleeves Outline.....	5633	18154
8. Clothes Detail & Cape Outline.....	2011	12130
9. Mouth.....	2560	10142
10. Skin, Flute & Buckles.....	0622	22115
11. Number Placement Stitch.....	6011	18100
12. Tackdown.....	6011	18100

12524-32 Eleven Pipers Piping		
1. Swirls.....	3045	16121
2. Notes.....	2905	16136
3. Legs & Shoulders.....	0622	22115
4. Cape & Hat.....	2011	12130
5. Hair, Clothes & Boots.....	0945	26154
6. Sleeves & Feather.....	6011	18100
7. Sleeves Outline.....	5633	18154
8. Cloth Detail & Cape Outlines.....	2011	12130
9. Mouth.....	2560	10142
10. Skin, Flute & Buckles.....	0622	22115

	I	T
12524-33 Number 11 Appliqué		
1. Number Placement Stitch.....	6011	18100
2. Tackdown.....	6011	18100

12524-34 Twelve Drummers Drumming Combo Appliqué		
1. Drum & Pants.....	0015	28154
2. Uniform.....	2011	12130
3. Drum, Drumsticks & Head.....	0945	26154
4. Hat Detail.....	2905	16136
5. Mouth.....	2560	10142
6. Drum, Banner & Uniform Detail.....	0622	22115
7. Number Placement Stitch.....	3045	16121
8. Tackdown.....	3045	16121


12524-35 Twelve Drummers Drumming		
1. Drum & Pants.....	0015	28154
2. Uniform.....	2011	12130
3. Drum, Drumsticks & Head.....	0945	26154
4. Hat Detail.....	2905	16136
5. Mouth.....	2560	10142
6. Drum, Banner & Uniform Detail.....	0622	22115

12524-36 Number 12 Appliqué		
1. Number Placement Stitch.....	3045	16121
2. Tackdown.....	3045	16121

1. Print out the necessary pages from the PDF of the appliqué pattern(s).
2. Mark the right side of the pattern pieces so you'll know which direction to lay the pattern on the fabric.
3. Lightly spray the wrong side of the pattern pieces with temporary adhesive spray and allow it to set for a few minutes.
4. Place the pattern pieces on the right side of the fabric and carefully cut them out. **PHOTO 1**
5. Sew the placement stitch on your hooped fabric. **PHOTO 2**
6. With the paper still stuck to the right side of the appliqué fabric, spray the wrong side of the fabric with temporary spray adhesive.
7. Place the fabric inside the sewing placement stitch so that it matches the stitching line, and then remove the paper pattern. **PHOTO 3**
8. Sew the tackdown. **PHOTO 4**
9. Sew the remainder of the design and repeat for any remaining pieces. **PHOTO 5**

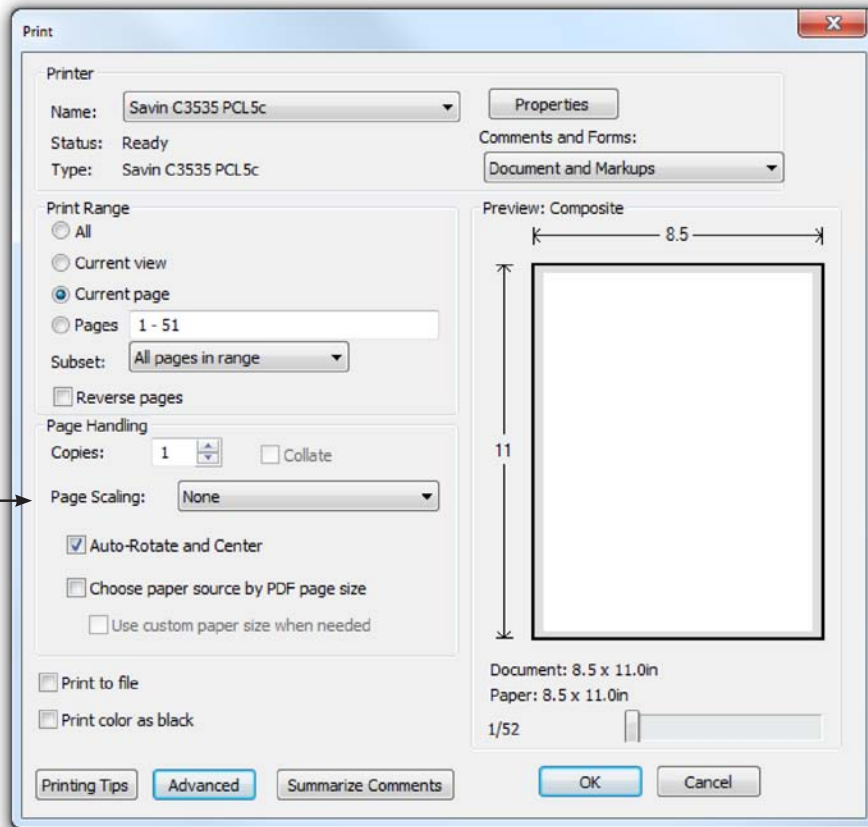
NOTE: The patterns are sized for the designs as they were made. If you resize the design, you will need to resize the pattern the same amount. You can print out the pattern at the normal size then copy it on a copy machine at the changed size. For example, resize the designs to 80%, resize the printed pattern to 80%.

TIP: When Printing the patterns, make sure that the “Fit to page” option is **UNCHECKED** in the Print Dialog Box. If this option is checked the printed patterns will not be actual size.



ATTENTION

When printing this document, any page scaling or page fitting options in your print dialog box must be turned OFF or set to NONE so that your files will print out at their actual size. Images not printed at actual size will not function as intended.



TO SAVE PAPER

Only print the desired image by navigating to the image's page, go to File > Print and select "Current page" in the print dialog box. Repeat for each desired image.

